



## Water-Saving Gardening Checklist for Kuwait

Perfect for balcony or rooftop gardens -- tailored to Kuwait's hot and dry climate.

Last updated: August 15, 2025

### ☒ Setup Essentials

- ☐ Install a drip irrigation system
- ☐ Use water timers to automate watering
- ☐ Group plants by water needs
- ☐ Use containers with drainage holes
- ☐ Choose light-colored pots to reduce heat absorption
- ☐ Secure lightweight containers against wind

### Mulching & Soil

- ☐ Apply 5-8 cm layer of organic mulch
- ☐ Use coco husk, straw, or leaves as mulch
- ☐ Avoid over-mulching near stems
- ☐ Replace mulch every 3-4 months
- ☐ Watch for salt buildup in containers

### Shade & Temperature Control

- ☐ Add 30-50% shade netting
- ☐ Use removable nets for summer only
- ☐ Monitor leaf temperature for stress signs
- ☐ Remove shade nets during cooler months (Nov-Feb)
- ☐ Inspect shade nets for damage after sandstorms

### **Drought-Tolerant Plants**

- ☐ Plant rosemary, okra, amaranth, and lemongrass
- ☐ Use local varieties that thrive in heat
- ☐ Consider adding mint, basil, and desert sage
- ☐ Group heat-loving plants together

### **Smart Watering Habits**

- ☐ Water early morning (5-7 AM)
- ☐ Avoid overhead watering
- ☐ Check soil moisture before watering
- ☐ Adjust watering frequency by season (summer vs. winter)
- ☐ Reduce watering during cooler months

### **Maintenance & Troubleshooting**

- ☐ Clean drip irrigation filters monthly
- ☐ Check for clogged emitters weekly
- ☐ Adjust for Kuwait's occasional dust storms
- ☐ Monitor plants for heat stress during summer peaks
- ☐ Prune dead or damaged plant material regularly

### **Seasonal Adjustments**

#### ***Summer (May-September)***

- ☐ Increase shade coverage to 50%
- ☐ Water daily in extreme heat (45°C+)
- ☐ Move sensitive containers to shadier spots

#### ***Winter (December-February)***

- ☐ Reduce watering to 2-3 times per week
- ☐ Remove or reduce shade nets
- ☐ Take advantage of natural rainfall

#### ***Spring/Fall (March-April, October-November)***

- ☐ Gradually adjust watering schedules
- ☐ Best time for planting new varieties
- ☐ Prepare systems for seasonal changes





### **Local Resources & Community**

- ☐ Source materials from local garden centers
- ☐ Join Kuwait gardening Facebook groups
- ☐ Connect with neighbors for plant exchanges
- ☐ Visit Friday Market for organic mulch materials
- ☐ Check with local nurseries for Kuwait-adapted varieties

### **Monthly Review Checklist**

- ☐ Assess plant health and growth
- ☐ Check irrigation system efficiency
- ☐ Review water usage and adjust timers
- ☐ Plan for next month's seasonal needs
- ☐ Document what's working well

### **Pro Tips for Kuwait Gardeners:**

-  Start small and expand gradually
-  Keep a gardening journal to track what works
-  Take photos to monitor plant progress
-  Share experiences with local gardening community